

MADE IN
USA

TOMCAT

Magnum Series Scrubber



AUTOMATICS

BURNISHERS

RIDER BURNISHERS

RIDER SCRUBBERS

SWEEPERS



TOMCAT scrubbers are designed and built to clean schools, malls, warehouses, retail outlets or just about any application where extra cleaning performance is desired and durability is demanded.

The **MAGNUM** series offers a large battery package for superior run time. The platform is available with seven different scrub heads, in both disk and cylindrical configurations. Our machines are designed to withstand the daily use of contract cleaners.

The **"DISK"** machines offer more cleaning power than other machines and the deck is protected by heavy steel guards. Both brushes are gimbal-mounted, which improves cleaning on uneven floors. Each brush is directly driven for unmatched scrubbing performance.

The two **"CYLINDRICAL"** machines have the added benefit of sweeping up debris while scrubbing. This may eliminate a need to dust mop, and greatly increase productivity.

On both disk and cylindrical machines, the brush pressure is maintained at one of five settings by the **Central Command II**, and our **"Management Lockout"** allows you to lockout any adjustment.

The heavy steel construction, 100% stainless fasteners and polyurethane rollers offer superb protection. While offering the toughness you are looking for, your operators will find them easy to maneuver into tight areas, and simple to service. The **MAGNUM** easily pass through 32" doors, into congested areas and small elevators.



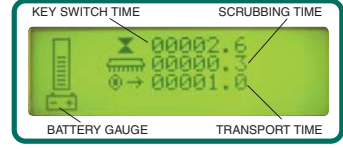
TANK TIPS BACK FOR MAINTENANCE

DASHBOARD

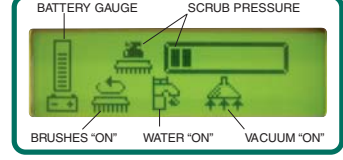


Ergonomic Controls
Operator Friendly

MAINTENANCE SCREEN



OPERATING SCREEN



Solution Level
Helps with Chemical Ratios

Parabolic/
Breakaway Squeegee
Superior Water Control

Non-marking Tires
Protect Floors



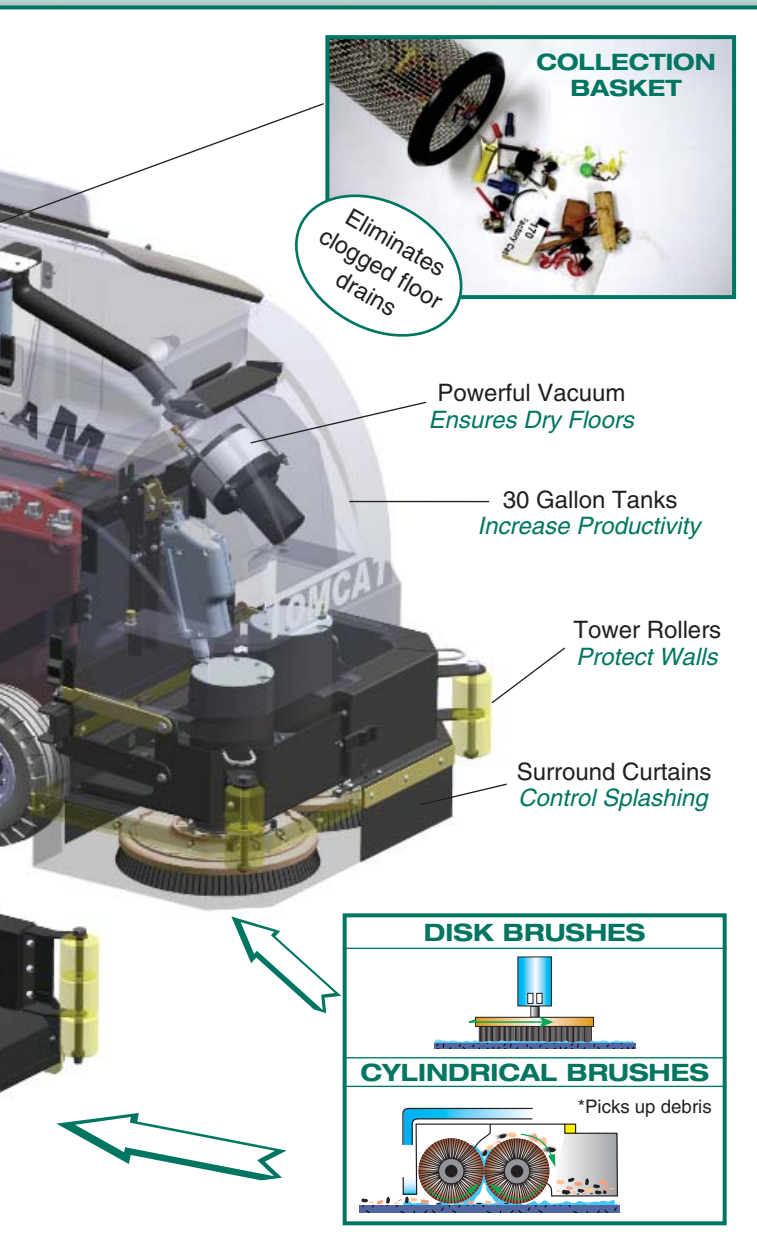
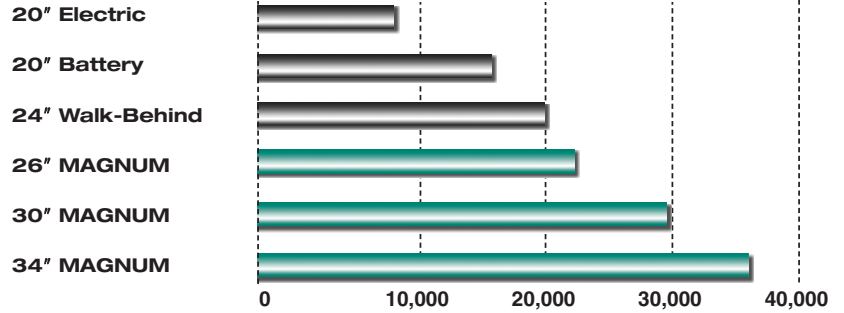
SAFE ON SENSITIVE FLOORS



DEALERSHIPS



Productivity Comparison (square feet/hour)



The **MAGNUM** has a powerful, totally sealed, all-gear transaxle for climbing steep ramps; and non-marking tires and casters to protect the floor. The transport speed of 4 mph can automatically adjust to 3 mph any time the operator begins scrubbing; and over-sized motors are standard, for superior cleaning.

TOMCAT continues to build equipment to last. On further inspection, you will notice that our transaxle, casters, scrub deck, squeegee linkage, and battery package all bolt directly to a 1/4" steel frame. Although our tanks have the thickest walls in the industry, we do not transmit any structural forces to them or allow normal collision damage to impact them. The **MAGNUM** series is built with 100% stainless fasteners, which simplifies service in the future.

With over 150 programmable features, we will gladly set the machine up to satisfy your needs. The unit will automatically shut down "nonvital" systems, but allow the machine to continue driving, when the battery power gets too low.

RETURN ON INVESTMENT

Area (Sq. Ft.)	20" Battery Walk Behind	34" Battery Walk Behind	Savings Monthly
10,000	\$ 129.00	\$ 67.00	\$ 63.00
25,000	\$ 323.00	\$ 167.00	\$ 156.00
50,000	\$ 647.00	\$ 333.00	\$ 313.00
100,000	\$1,294.00	\$ 667.00	\$ 627.00
150,000	\$1,941.00	\$1,000.00	\$ 941.00
250,000	\$3,237.00	\$1,667.00	\$1,569.00

*Based on a total labor cost of \$10/hour.

We are building our reputation by providing the toughest, best-engineered, highest-value machines our industry can produce. We make sure that in every market in which our distributors do business, they maintain a factory-trained service department with a stake in our customers' long-term satisfaction.

We offer a line of cleaning equipment that includes sweepers, automatic scrubbers, and burnishers, in both walk-behind and rider models. **TOMCATS** are practical, rugged machines that are priced sensibly.

GUARANTEED SERVICE

We guarantee to supply you with the spare parts you need within three workdays – or they're yours free. This applies only to the 48 contiguous states, at the customer's special request, and to parts that can be shipped by courier.



INDUSTRIAL AIR SOLUTIONS, INC.

Toll Free (USA) 1-877-844-3293

P.O. Box 90246 • Raleigh, NC 27675
 Raleigh 919-844-3293 • Fax 919-518-1667
 www.industrialairsolutions.com
 Email info@industrialairsolutions.com

All specifications are subject to change without notice.

Specifications	26" – 34" Disk	24" – 34" Cylindrical
Body Construction		
Tank Construction:	7/16" Roto-Poly	7/16" Roto-Poly
Frame Construction:	3/16" Steel	3/16" Steel
Drive Wheel:	(2) 12" dia. x 3.5"	(2) 12" dia. x 3.5"
Casters:	(2) 5" dia. x 2"	(2) 5" dia. x 2"
Body Dimensions (L x W x H):	56" x 24" x 43"	56" x 24" x 43"
Width (squeegee):	35", 38" or 45"	35", 38" or 45"
Weight (w/out batteries):	498 pounds	494 pounds
Weight (w/ 325 ah batteries):	875 pounds	886 pounds
Brush/Pad System		
Brush/Pad Diameter:	26D: (2) 13" 30D: (2) 15" 34D: (2) 17"	24C: (2) 22" x 5.5" 27C: (2) 25" x 5.5" 30C: (2) 28" x 5.5" 34C: (2) 32" x 5.5"
Motor Power (Standard):	(2) .75 hp/200 rpm	24C-27C: (2) .75 hp
HD Option (Disk Only):	(2) 1.0 hp/265 rpm	30C-34C: (2) 1.0 hp
Brush Speed:	200 rpm	750 rpm
Brush Pressure:	0-250 pounds	0-250 pounds
Brush Pressure Settings:	(1-5) automatic	(1-5) automatic
Battery System		
Battery AH Rating (Standard):	210 AH	210 AH
Battery AH Rating (Optional):	Up to 325 amp hr.	Up to 325 amp hr.
Battery Run Time:	Up to 5 hours	Up to 5 hours
Charger (110v/60 hz, Auto):	24v/25 amp	24v/25 amp
Solution System		
Solution Tank Capacity:	30 gallons	30 gallons
Solution Flow Rate:	0 - .75 gal/min.	0 - .75 gal/min.
Oversized Filter:	Stainless Steel	Stainless Steel
Recovery System		
Recovery Tank Capacity:	30 gallons	30 gallons
Vacuum Horsepower:	0.8 hp/3-stage	0.8 hp/3-stage
Vacuum (Water Lift/Cubic ft/min):	68"/72 cfm	68"/72 cfm
Recovery Drain Saver:	60 cubic inches	60 cubic inches
Sound Level:	71 dB	71 dB
Drive System		
Transaxle Description:	0.75 hp all gear/sealed	0.75 hp all gear/sealed
Forward Speed Control:	0-230 ft/min (4 mph)	0-230 ft/min (4 mph)
Reverse Speed Control:	0-125 ft/min (2 mph)	0-125 ft/min (2 mph)
Productivity		
Cleaning Width & Rate/Hour:	26"/26,000 sq. ft./hr. 30"/30,000 sq. ft./hr. 34"/34,000 sq. ft./hr.	24"/24,000 sq. ft./hr. 27"/27,000 sq. ft./hr. 30"/30,000 sq. ft./hr. 34"/34,000 sq. ft./hr.
Warranty		
Tanks: 10 years / Parts: 3 years / Labor: 1 year		
Optional Equipment		
<ul style="list-style-type: none"> • Spray Hose Attach. • Black Caster Wheels • Key Switch • Remote Scrub Wand • Linatex Blades • Black Rubber Tires • Management "Lockout" • Vacuum Wand Attach. • Variety of Brushes/Pads 		