

TOMCAT

3000 Series Scrubber

Industrial Air
SOLUTIONS
inc.



A FAMILY OF WALK BEHIND AUTOMATICS (21" - 33")



TOMCAT scrubbers are designed and built to clean schools, malls, warehouses, retail outlets or just about any application where extra cleaning performance is desired and durability is demanded.

The **TOMCAT 3000** series comes standard with a class leading battery package (395 ah) for superior run time. The platform is available with four different scrub heads, in both disk and cylindrical configurations. Our machines are designed to withstand the daily use of contract cleaners.

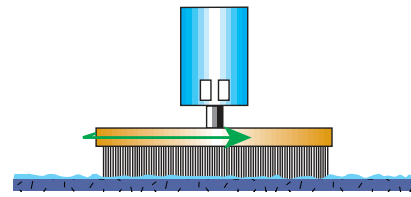
The two "DISK" machines with 29" and 33" scrub paths offer nearly 50% more cleaning power than other machines. The disk deck is protected by heavy steel guards or low mounted shrouds at no extra cost. Both brushes are gimbal-mounted, which improves cleaning on uneven floors. Each brush is directly driven by a 1.0 hp – 350 rpm motor, for unmatched scrubbing performance.

The two "CYLINDRICAL" machines have the added benefit of sweeping up debris while scrubbing. This may eliminate a need to dust mop, and greatly increase productivity.

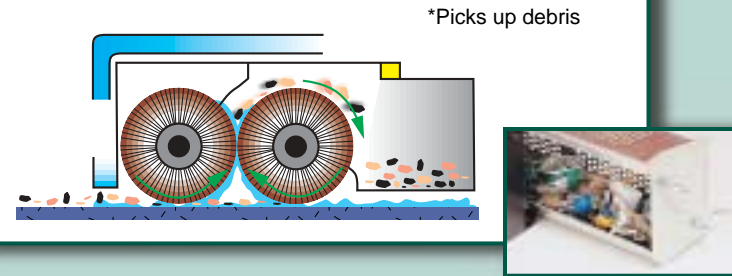
On both disk and cylindrical machines, the brush pressure is maintained at one of five settings by the *Central Command II*, and our "Management Lockout" allows you to lockout any adjustment.

The heavy steel construction, 100% stainless fasteners and polyurethane rollers offer superb protection. While offering the toughness you are looking for, your operators will find them easy to maneuver into tight areas, and simple to service. The **3000s** easily pass through 32" doors, into congested areas and small elevators.

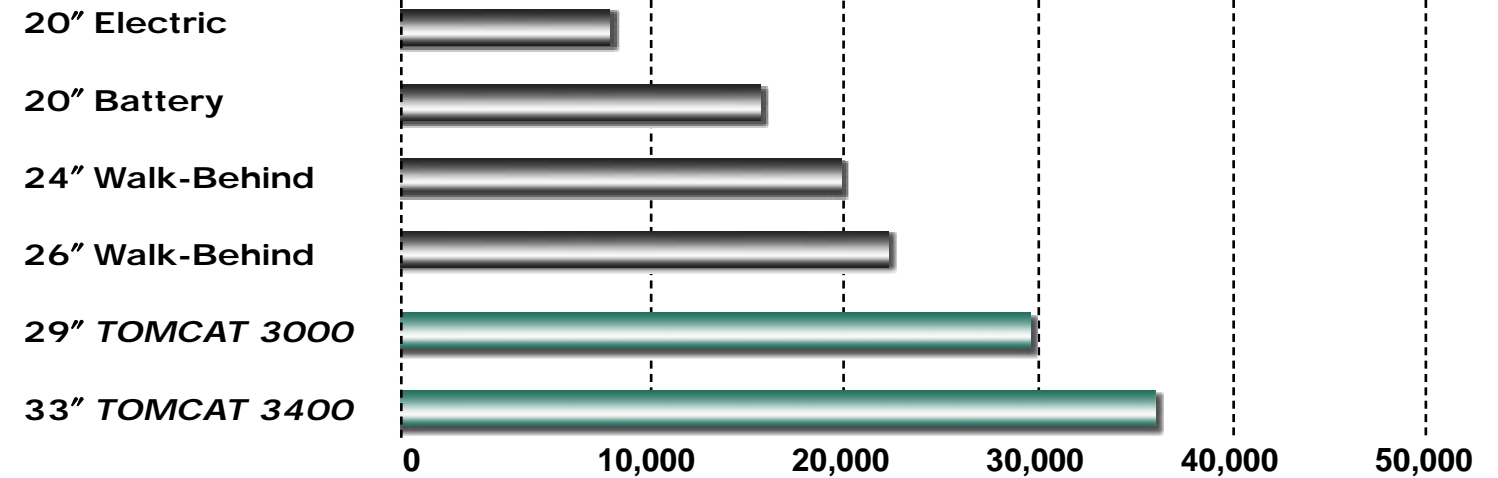
STANDARD DISK BRUSHES



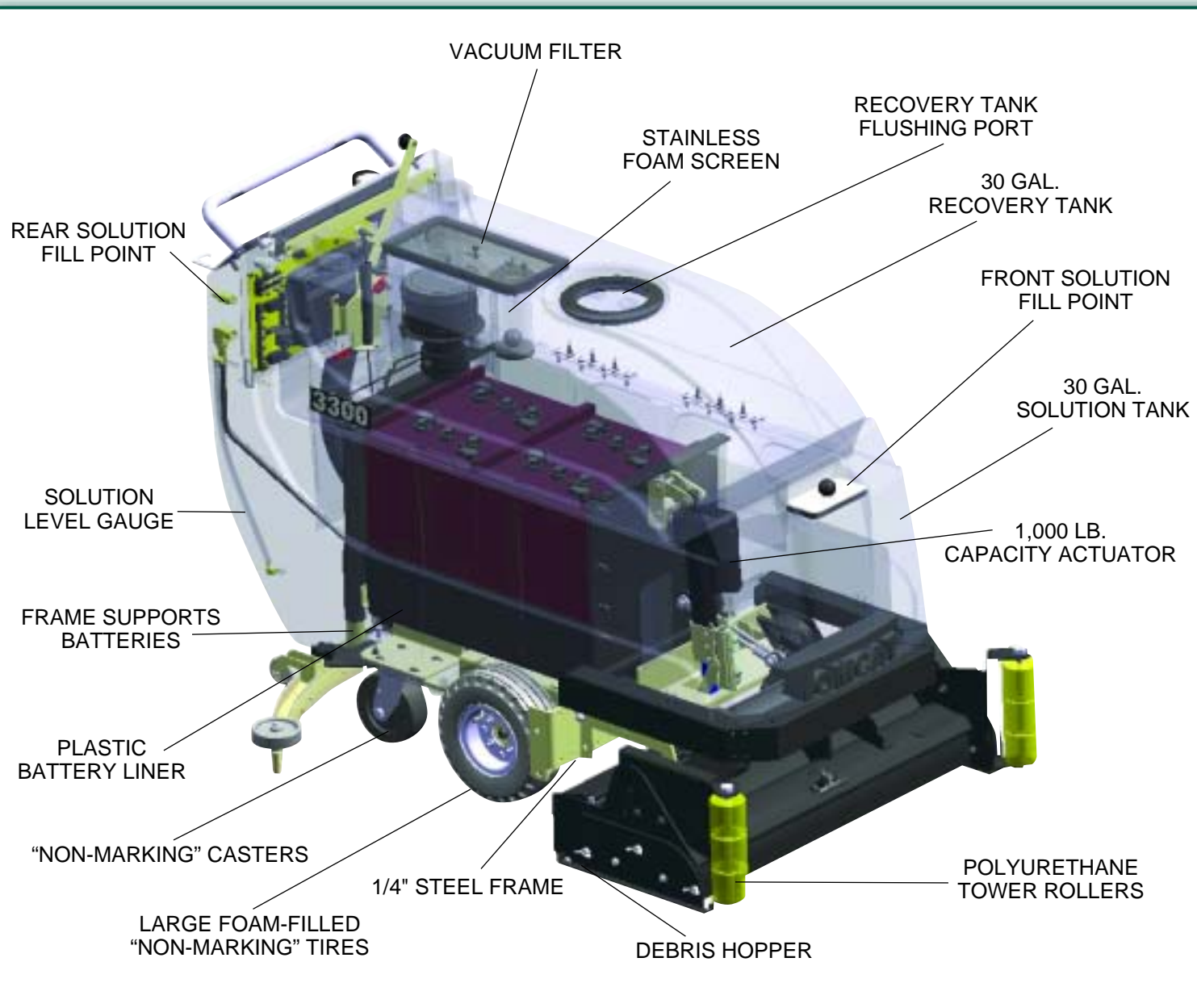
OPTIONAL CYLINDRICAL BRUSHES



Productivity Comparison (square feet/hour)



UNMATCHED BUILD QUALITY



The **3000** has a powerful, totally sealed, all-gear transaxle for climbing steep ramps; and foam filled, non-marking tires and casters to protect the floor. The drive tires and caster wheels are oversized, which permits better clearance and navigation of obstacles. The transport speed of 4 mph can automatically adjust to 3 mph any time the operator begins scrubbing; and over-sized motors are standard, for superior cleaning.

TOMCAT continues to build equipment to last. On further inspection, you will notice that our transaxle, casters, scrub deck, squeegee linkage, and battery package all bolt directly to a 1/4" steel frame. Although our tanks have the thickest walls in the industry, we do not transmit any structural forces to them or allow normal collision damage to impact them. The **3000 series**, is built with 100% stainless fasteners, which simplifies service in the future.

With over 150 programmable features, we will gladly set the machine up to satisfy your needs. The programmable features include, but are not limited to Top Speed, Reverse Speed, Scrubbing Speed, & Five Pressure Settings. The diagnostics include 3 hour meters for better manager oversight (keyswitch, transport, scrubbing), and illustrates error codes for a system that is encountering difficulty. The unit will automatically shut down "nonvital" systems, but allow the machine to continue driving, when the battery power gets too low.

This unit is quiet, and can clean over 150,000 sq. feet on a charge. Most parts are interchangeable with our family of machines including:

- 2000 Walk Behinds
- 290 Rider Scrubber
- 296 Carpet Extractor
- 297 Rider Sweeper
- 298 Dual Purpose
- 295 Rider Burnisher

RETURN ON INVESTMENT

Area (Sq. Ft.)	20" Battery Walk Behind	33" Battery Walk Behind	Savings Monthly
10,000	\$ 129.00	\$ 67.00	\$ 63.00
25,000	\$ 323.00	\$ 167.00	\$ 156.00
50,000	\$ 647.00	\$ 333.00	\$ 313.00
100,000	\$1,294.00	\$ 667.00	\$ 627.00
150,000	\$1,941.00	\$1,000.00	\$ 941.00
250,000	\$3,237.00	\$1,667.00	\$1,569.00

*Based on a total labor cost of \$10/hour.

We are building our reputation by providing the toughest, best-engineered, highest-value machines our industry can produce. We make sure that in every market in which our distributors do business, they maintain a factory-trained service department with a stake in our customers' long-term satisfaction.

We offer a line of cleaning equipment that includes floor machines, sweepers, automatic scrubbers, extractors, and burnishers, in both walk-behind and rider models. **TOMCATS** are practical, rugged machines that are priced sensibly.

GUARANTEED SERVICE

We guarantee to supply you with the spare parts you need within three workdays – or they're yours free. This applies only to the 48 contiguous states, at the customer's special request, and to parts that can be shipped by courier.



INDUSTRIAL AIR SOLUTIONS, INC.
Toll Free (USA) 1-877-844-3293
 P.O. Box 90246 • Raleigh, NC 27675
 Raleigh 919-844-3293 • Fax 919-518-1667
www.industrialairsolutions.com
 Email info@industrialairsolutions.com

All specifications are subject to change without notice.

Model	3000	3400
Body Construction		
Tank Construction:	7/16" (Poly)	7/16" (Poly)
Frame Construction:	3/16" (Steel)	3/16" (Steel)
Drive Wheel:	(2) 11" dia. x 4"	(2) 11" dia. x 4"
Casters:	(2) 6" dia. x 2"	(2) 6" dia. x 2"
Dimensions (L x W x H):	64" x 31" x 43"	64" x 35" x 43"
Width (squeegee):	32", 35" or 38"	38" or 45"
Weight (w/out batteries):	491 pounds	494 pounds
Weight (w/batteries):	971 pounds	974 pounds
Brush/Pad System		
<u>Disk</u>		
Brush/Pad Size:	(2) 15.5"	(2) 17.0"
Motor Power:	(2) 1.0 hp	(2) 1.0 hp
Motor Speed:	350-rpm	350-rpm
Brush Pressure:	0-250 pounds	0-250 pounds
Pressure Settings:	(1-5) automatic	(1-5) automatic
<u>Cylindrical</u>		
Brush Size:	(2) 28"	(2) 32"
Brush Diameter:	(2) 5.5"	(2) 5.5"
Motor:	(1) 2.0 hp	(1) 2.0 hp
Brush Speed:	850-rpm	850-rpm
Brush Pressure:	0-200 pounds	0-200 pounds
Pressure Settings:	(1-5) automatic	(1-5) automatic
Battery System		
Battery AH Rating:	396-amp hour	396-amp hour
Battery Description:	6-volt deep cycle	6-volt deep cycle
Battery Run Time:	Up to 5 hours	Up to 5 hours
Charger (110v/Automatic):	24 volt/36 amp	24 volt/36 amp
Solution System		
Solution Tank Capacity:	30 gallons	30 gallons
Solution Flow Rate:	0-.75 gal/min.	0-.75 gal/min.
Solution Drain Hose:	1.0" diameter	1.0" diameter
Solution Filter:	Inline/Stainless	Inline/Stainless
Recovery System		
Recovery Tank Capacity:	30 gallons	30 gallons
Vacuum Motor:	1.0 hp, 3-stage	1.0 hp, 3-stage
Water Lift:	68"	68"
Airflow (cubic feet/min):	72 cfm	72 cfm
Recovery Drain Hose:	2.0" diameter	2.0" diameter
Drive System		
Transaxle Description:	.75 hp, sealed	.75 hp, sealed
Forward Speed:	0-230 ft/min (4 mph)	0-230 ft/min (4 mph)
Reverse Speed:	0-130 ft/min (2 mph)	0-130 ft/min (2 mph)
Productivity		
Cleaning Width:	Disk: 29" Cyl.: 28"	Disk: 33" Cyl.: 32"
Cleaning Rate/Hour:	Disk: 29,000 sq. ft./hour Cyl.: 28,000 sq. ft./hour	Disk: 33,000 Cyl.: 32,000
Warranty		
Tanks: 10 years / Parts: 3 years / Labor: 1 year		
Optional Equipment		
<ul style="list-style-type: none"> • Spray Hose Attach. • Black Caster Wheels • Key Switch • Remote Scrub Wand • Linatex Blades • Black Rubber Tires • Management "Lockout" • Vacuum Wand Attach. • Variety of Brushes/Pads 		