

2000 Series Scrubber

TOMCAT

Industrial Air
SOLUTIONS
inc.



FAMILY OF COMMERCIAL CLEANING EQUIPMENT (21" - 35")

AUTOMATICS

RIDER SCRUBBERS

SCRUBBER/SWEEPERS

BURNISHERS



TOMCAT scrubbers are designed and built to clean schools, malls, warehouses, retail outlets or just about any application where extra cleaning performance is desired and durability is demanded.

The **TOMCAT 2000** series comes standard with a class leading battery package for superior run time. The platform is available with seven different scrub heads, and both disk or cylindrical configurations. Our machines are designed to withstand the daily use of contract cleaners.

The four **"DISK"** machines with 21" through 27" scrub paths offer nearly 50% more cleaning power than other machines. The disk deck is protected by heavy steel guards or low mounted shrouds at no extra cost. Both brushes are gimbal-mounted, which improves cleaning on uneven floors. Each brush is directly driven by a powerful motor, for unmatched scrubbing performance.


The three **"CYLINDRICAL"** machines have the added benefit of sweeping up debris while scrubbing, and clean grout lines like nothing else. This may eliminate a need to dust mop, and greatly increase productivity.

On both disk and cylindrical machines, the brush pressure is maintained at one of five settings by the *Central Command II*, and our *"Management Lockout"* allows you to lockout any adjustment.

The heavy steel construction, 100% stainless fasteners and polyurethane rollers offer superb protection. While offering the toughness you are looking for, your operators will find them easy to maneuver into tight areas, and simple to service. The **2000s** easily pass through doors, into congested areas, "check out lanes", and small elevators.



UNMATCHED



IDEAL FOR GROCERY STORES

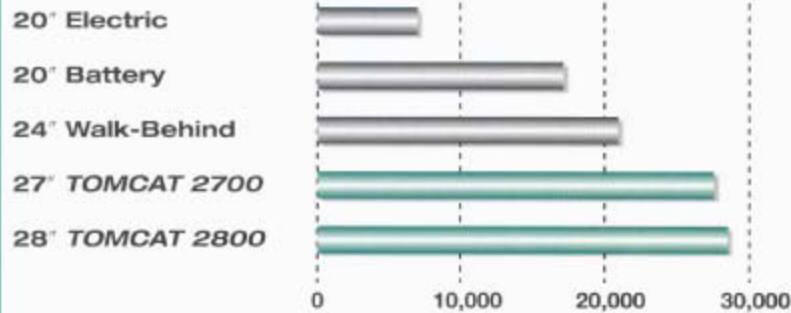


RETURN ON INVESTMENT

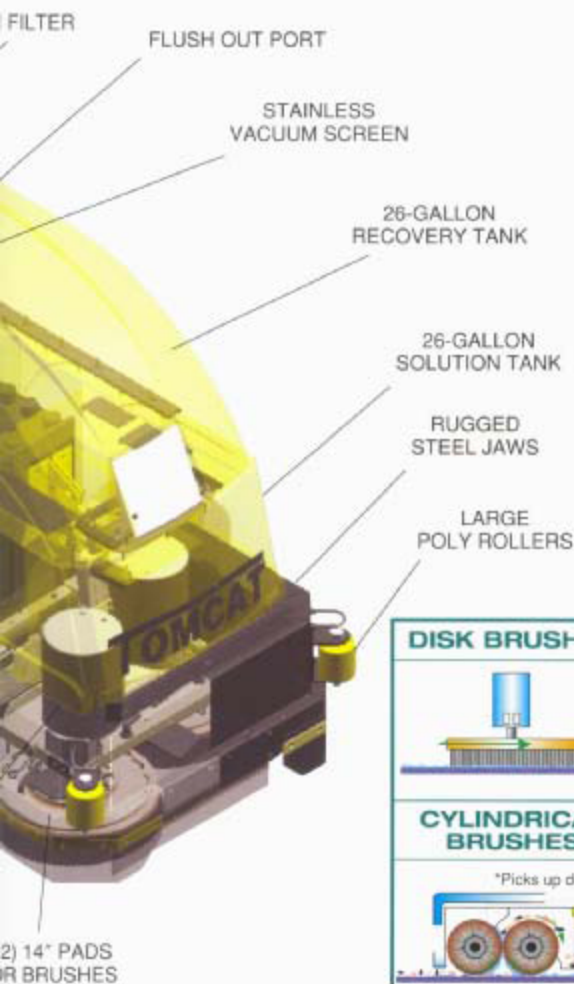
AREA Sq. Ft.	TIME REQUIRED By Hand	Model 2500	Weekly Savings
10,000	7 hrs	0.5 hrs	\$ 220.00
25,000	17 hrs	1.0 hrs	\$ 550.00
75,000	50 hrs	3.0 hrs	\$1,650.00
100,000	70 hrs	4.0 hrs	\$2,200.00



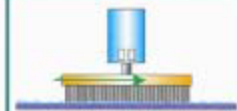
Productivity Comparison (square feet/hour)



BUILD QUALITY



DISK BRUSHES



CYLINDRICAL BRUSHES

*Picks up debris



The **2000** has a powerful, totally sealed, all-gear transaxle for climbing steep ramps; and non-marking tires and casters to protect the floor. The drive tires and caster wheels are oversized, which permits better clearance and navigation of obstacles. The transport speed of 4 mph can automatically adjust to 3 mph any time the operator begins scrubbing; and over-sized motors are standard, for superior cleaning.

TOMCAT continues to build equipment to last. On further inspection, you will notice that our transaxle, casters, scrub deck, squeegee linkage, and battery package all bolt directly to a 3/16" steel frame. Although our tanks have the thickest walls in the industry, we do not transmit any structural forces to them or allow normal collision damage to impact them. The **2000 series**, is built with 100% stainless fasteners, which simplifies service in the future.

Our *Central Command II* system includes a LCD readout, full on-board diagnostics, and gives you three different hour meters, covering "transport", "scrubbing" and "key-on" time elapsed. We can set up your machine with special top speed, reverse speed, acceleration rates and brush pressure rates.

If the batteries become too discharged, the **2000** automatically shuts down all systems except "transport", to allow the machine to return to the charge station.

This unit is quiet, and can clean over 100,000 sq. feet on a charge. Most parts are interchangeable with our family of machines including:

- 3000 Walk Behinds
- 290 Rider Scrubber
- 296 Carpet Extractor
- 297 Rider Sweeper
- 298 Dual Purpose
- 295 Rider Burnisher

Model	2200	2600	2800
Body Construction			
Tank Construction:	7/16" (Poly)	7/16" (Poly)	7/16" (Poly)
Frame Construction:	3/16" (Steel)	3/16" (Steel)	3/16" (Steel)
Drive Wheel:	(2) 9" dia. x 3"	(2) 9" dia. x 3"	(2) 9" dia. x 3"
Casters:	(2) 4" dia. x 2"	(2) 4" dia. x 2"	(2) 4" dia. x 2"
Dimensions (L x W x H):	51" x 23" x 40"	51" x 26" x 40"	51" x 28" x 40"
Width (squeegee):	32", 35" or 38"	32", 35" or 38"	32", 35" or 38"
Weight (w/out batteries):	342 pounds	344 pounds	346 pounds
Weight (w/batteries):	592 pounds	594 pounds	596 pounds
Brush/Pad System			
<i>Disk</i>			
Brush/Pad Size:	(1) 20"	(2) 13"	(2) 14"
Motor Power:	(1) .75 hp	(2) .75 hp	(2) .75 hp
Motor Speed:	270-rpm	270-rpm	270-rpm
Brush Pressure:	0-200 pounds	0-200 pounds	0-200 pounds
Pressure Settings:	(1-5) auto adjust	(1-5) auto adjust	(1-5) auto adjust
<i>Cylindrical</i>			
Brush Size:	(2) 22" x 5.5"	(2) 26" x 5.5"	(2) 28" x 5.5"
Motor:	(1) 2.0 hp	(1) 2.0 hp	(1) 2.0 hp
Brush Speed:	850-rpm	850-rpm	850-rpm
Brush Pressure:	0-200 pounds	0-200 pounds	0-200 pounds
Pressure Settings:	(1-5) auto adjust	(1-5) auto adjust	(1-5) auto adjust
Battery System			
Battery AH Rating:	215-amp hour	215-amp hour	215-amp hour
Battery Description:	Deep cycle	Deep cycle	Deep cycle
Battery Run Time:	Up to 4 hours	Up to 4 hours	Up to 4 hours
Charger (110v/Automatic):	24 volt/25 amp	24 volt/25 amp	24 volt/25 amp
Solution System			
Solution Tank Capacity:	26 gallons	26 gallons	26 gallons
Solution Flow Rate:	0-.75 gal/min.	0-.75 gal/min.	0-.75 gal/min.
Solution Filter:	Inline/Stainless	Inline/Stainless	Inline/Stainless
Recovery System			
Recovery Tank Capacity:	26 gallons	26 gallons	26 gallons
Vacuum Motor:	0.75 hp, 3-stage	0.75 hp, 3-stage	0.75 hp, 3-stage
Water Lift:	68"	68"	68"
Airflow (cubic feet/min):	72 cfm	72 cfm	72 cfm
Recovery Drain Hose:	2.0" diameter	2.0" diameter	2.0" diameter
Drive System			
Transaxle Description:	.3 hp, sealed	.3 hp, sealed	.3 hp, sealed
Forward Speed:	0-230 <small>ft/min (4 mph)</small>	0-230 <small>ft/min (4 mph)</small>	0-230 <small>ft/min (4 mph)</small>
Reverse Speed:	0-130 <small>ft/min (2 mph)</small>	0-130 <small>ft/min (2 mph)</small>	0-130 <small>ft/min (2 mph)</small>
Productivity			
Cleaning Width:	Disk: 20" Cyl.: 22"	Disk: 25" Cyl.: 26"	Disk: 27" Cyl.: 28"
Cleaning Rate/Hour:	Disk: 20,132 <small>sq. ft./hour</small> Cyl.: 22,385 <small>sq. ft./hour</small>	Disk: 25,454 <small>sq. ft./hour</small> Cyl.: 26,581 <small>sq. ft./hour</small>	Disk: 27,644 <small>sq. ft./hour</small> Cyl.: 28,792 <small>sq. ft./hour</small>

Warranty

Tanks: 10 years / Parts: 3 years / Labor: 1 year

Optional Equipment:

Spray Hose Attachment, Non-marking Tires, Grey Caster Wheels, Management "Lockout", Key Switch, Vacuum Wand Attachment, Remote Scrub Wand, Variety of Brushes/Pads, Linatex Blades and E-Stop



INDUSTRIAL AIR SOLUTIONS, INC.

Toll Free (USA) 1-877-844-3293

P.O. Box 90246 • Raleigh, NC 27675
Raleigh 919-844-3293 • Fax 919-518-1667

www.industrialairsolutions.com

Email info@industrialairsolutions.com